

Technical Information: RF Isolation of eubus RF Packages


For RF Components eubus uses packages made out of printed circuit board material. These packages are lightweight and very stable. Due to the "plastic" surface the build-in RF shielding is not visible, but the isolation can be proofed by measurements.

Test Setup:

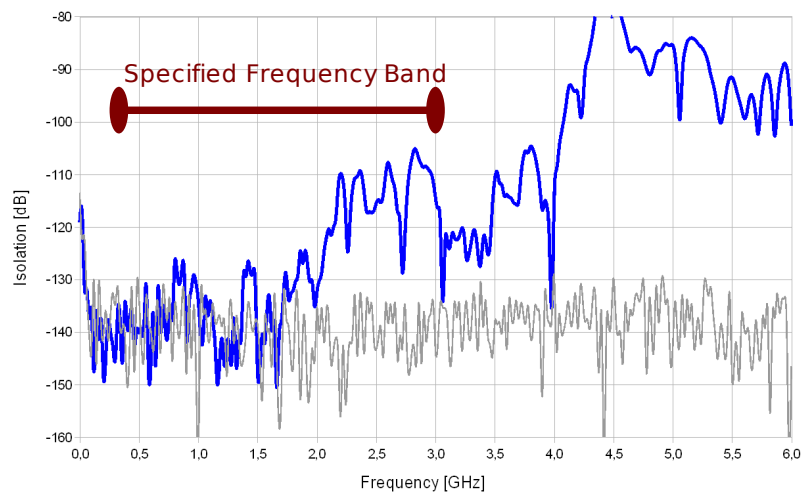
Rohde & Schwarz ZVA 8 NWA, Double shielded HUBER+SUHNER Test Cables.
All open ports terminated with 50 Ω .

Measurement 1:

2 \times ATS0430-95 Electronically Switchable Attenuator 0.4-3GHz, 0-95.5dB
Both Attenuators set to 0dB (worst case).

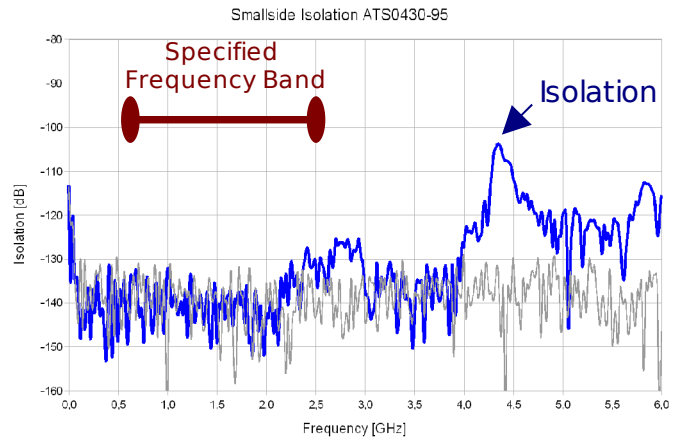



Broadside Isolation ATS0430-95



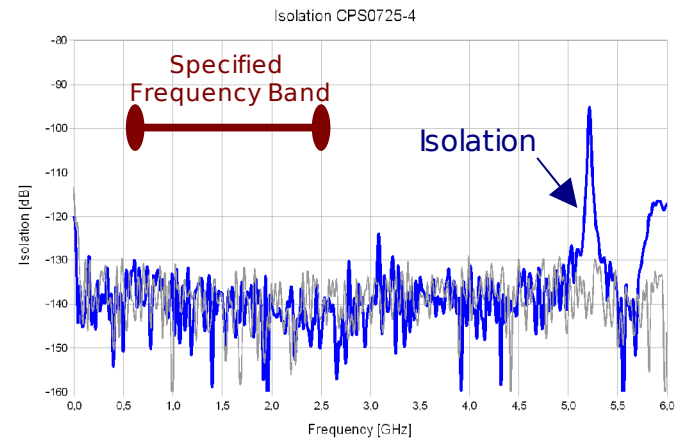

Measurement 2:

2× ATS0430-95 Electronically Switchable Attenuator 0.4-3GHz, 0-95.5dB
Both Attenuators set to 0dB (worst case).



Measurement 3:

2× CPS0725-4 Reactive Splitter / Combiner 0.7-2.5GHz, 4-Way



Conclusion:

In the specified frequency bands the isolation is well above 100dB, so interferences have not to be expected, even with a very dense packing of the components in a rack.

Please use appropriate cables, which are at least double shielded.

We use and recommend so called "Semi flex" cables for RF wiring inside boxes:

