


ATS0760-63 700 MHz – 6.0 GHz Solid State Programmable Attenuator

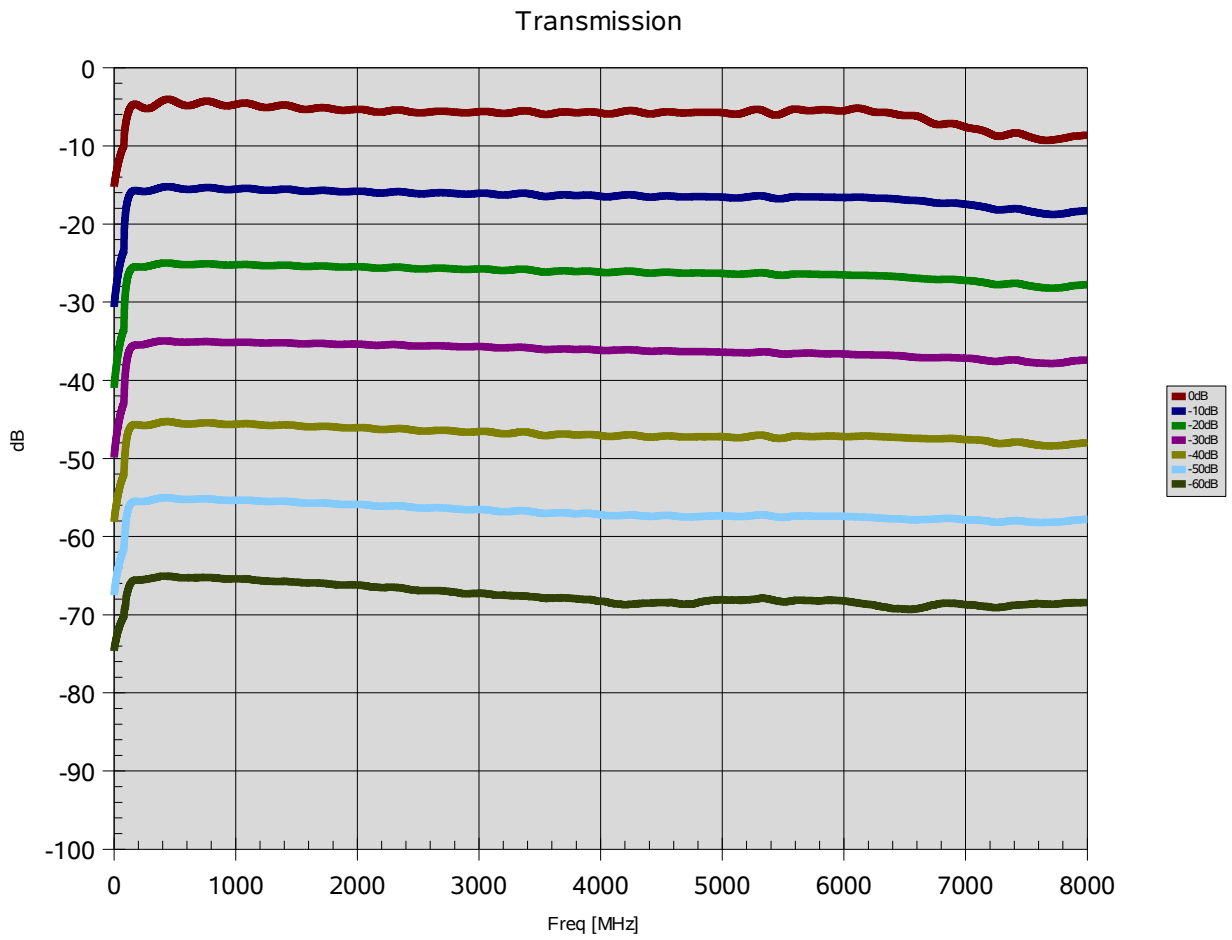
Electrically switchable 700 MHz – 6 GHz attenuator module with 1 dB steps up to 63 dB attenuation with parallel 6 bit TTL/CMOS 5V interface.

Technical Data:

Type:	ATS0760-63
Impedance:	50 Ω
Frequency Range:	0.7 GHz – 6.0 GHz
Attenuation Range:	0 – 63dB
Attenuation Steps:	1, 2, 4, 8, 16 and 32dB
Attenuation Accuracy:	1-15db: ± 0.8 dB 16-63dB: ± 1 dB or 4% ref. to Ins. Loss
Insertion Loss:	6.5dB max
max. VSWR:	2:1
Maximum Input Power:	+ 20 dBm
RF-Connectors:	SMA (f)
DC Connector:	10 Pin MICROMATCH (f)
Interface:	Parallel 6 bit TTL
Supply Voltage:	+ 5 V
Maximum Supply Current:	14 mA
Size:	48 x 42 x 11 mm without connectors
Weight:	45 g
Operating Temperature:	0°C to +70°C

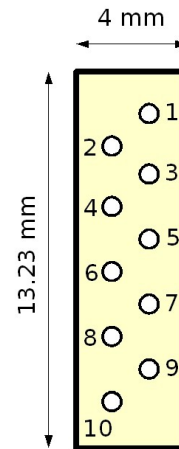


ATS0760-63: Typical RF Data:



DC Connector (Micromatch 10 Pin (f)):

Pin #	Function
1	-1dB @ +5V
2	-2dB @ +5V
3	-4dB @ +5V
4	-8dB @ +5V
5	-16dB @ +5V
6	-32dB @ +5V
7	n.c.
8	n.c.
9	+5V Vcc (DC)
10	Ground



Mounting:

